



# PARKING LOT



## SAFETY PRODUCTS



CURBSIDE  
PORTABLE  
SIGN STANDS



CAR STOPS  
SPEED BUMPS  
SPEED HUMPS



CONES  
CONE BARS  
DELINEATORS

SAFETY  
SIGNAGE  
SIGN STANDS



PARKING  
LOT  
SIGNS



CROWD  
CONTROL  
BARRICADES



**PLASTICADE®**

Plasticade.com

# PORTABLE POST SIGN STANDS

## The Power™ Post Advantage

60" or 72" square post

Available in white and black

Lightweight and will never rust

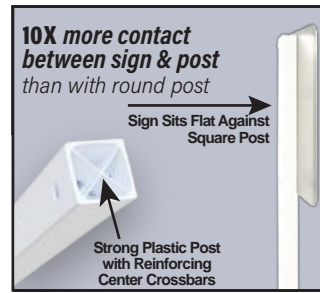
Pre-drilled holes for multiple sign sizes

Reinforced plastic square posts

Stronger and more stable than round posts

- 15% greater wind resistance
- 10 times more surface area contact between sign and post
- no sign twisting on post, no post rotating in base
- impact resistant post has reinforcing center crossbars

Made in the USA



### Square Post = Stable Signs

Sign will not twist on the post

Post will not swivel in the base



# PLASTIC BASE PORTABLE POST SIGN STANDS

## Two Styles: Roll-A-Post™ & Rock-It™

Durable, thick walled plastic bases  
- no rust, dents, or cracking

Wheels for easy relocation  
- sturdy plastic wheels come pre-installed

Withstands strong winds without tipping over when filled with sand

Large fill and drain holes

Lightweight plastic reduces shipping costs

Hardware for attaching a sign included

Made in the USA

### Both Styles Come In Two Sizes:

**18"W & 24"W**

Roll-A-Post 18: 18"W x 12"H, Weight 7 lbs.

Roll-A-Post 24: 24"W x 16.5"H, Weight 10 lbs.

Rock-It 18: 18"W x 19.5"L x 12.8"H, Weight 5.5 lbs.

Rock-It 24: 24"W x 25.5"L x 12.8"H, 11 lbs.



Roll-A-Post™



Rock-It™

# RUBBER BASE PORTABLE POST SIGN STANDS

Durable recycled rubber bases  
- three sizes: 30 lbs., 60 lbs., Stack for 90 lb. base  
- resistant to weather, oil, salt, moisture, & UV light  
- will not warp, chip, or crack

Withstands strong winds without tipping over

Molded-in Hand-grips make bases easy to pick up

Optional wheels makes moving signs even easier  
- heavy duty, non-scratch plastic wheels

Can be stacked

Made in the USA

30 lbs. 18.5" x 18.5" x 2.5"H

60 lbs. 18.5" x 18.5" x 5"H

90 lbs. 18.5" x 18.5" x 7.5"H



**OPTIONAL WHEELS**  
comes with two double wheel assemblies installed



# PARKING LOT SAFETY PRODUCTS

Resistant to weather, oil, salt, moisture, UV light, and temperature

Will not warp, chip, or crack

Never needs painting, durable striping  
- molded-in reflective marking tape

Flexible, conforms to surface contours

Easy one person installation  
- install on asphalt or concrete (hardware sold separately)



Removable for road surface maintenance or snow plowing

**Installation Hardware**



- Concrete
  - 4 1/2" Lag Bolt with Washer & Shield for Speed Bumps & Speed Humps
  - 6" Lag Bolt with Washer & Shield for Car Stops
- Asphalt
  - 14" Re-bar Spike with Washer
- Epoxy can be used in addition to or as a replacement for the hardware in certain applications. See the installation instructions on our website.

## Speed Humps



### Standard Speed Humps

Available in 24" sections, with 17.5" end caps  
- attach sections together to create custom length

For traffic speeds 15 mph or less

Gentler than speed bumps  
- good for heavy truck traffic areas

Reflective stripes in yellow

Dual bottom channels for drainage  
- protects wire, hose, or pipe to 3/4" dia.

Made in the USA using recycled rubber

Dimensions: 24"L x 36"W x 2.4"H sections  
connected length 23.5", 52 lbs.  
end caps 17.5"L x 36"W x 2.4"H, 23



Back View

### Premium Textured Speed Humps

Available in 20" sections with 10" end caps  
- attach sections together to create custom length

Use in heavy traffic areas

Textured surface helps with traction

Made of durable vulcanized rubber  
- withstands extreme temperatures without cracking

Yellow stripes are UV stabilized synthetic rubber  
- non-wearing color

End caps are sold separately

Dimensions: 20"L x 35"W x 2"H sections,  
connected length 19", 38 lbs.  
end caps 10"L x 35"W x 2"H, 14 lbs.



Back View

# PARKING LOT SAFETY PRODUCTS

## Speed Bumps



### Standard Speed Bump

2.5" High, 6' or 4' sections, made from recycled rubber

Reflective yellow tape is embedded in the rubber,  
increases visibility

Good for parking lots & slow roadways  
- reduces speeds 2-5 mph

Cut with a utility knife if necessary

Optional cat eye reflectors

Dual bottom channels for drainage, protects wire, hose,  
or pipe

End caps and hardware sold separately

Made in the USA



## Parking Stops



Use in parking lots and garages  
- protects garage walls, delineates spaces

Available in 6 foot or 4 foot lengths

Maintenance Free

High visibility at night  
- reflective stripes in yellow or white

Made in the USA using recycled rubber

Dimensions (nominal)  
72"L x 6"W x 4.5"H, 35.5 lbs.  
48"L x 6"W x 4.5"H, 30 lbs.



### Premium Textured Speed Bump

2" High, 6' sections

Use in heavy traffic areas on low speed roadways

Reduces speeds 1-5 mph

Textured, vulcanized rubber performs well in  
extreme temperatures

Cat eye reflectors increase visibility at night

5 synthetic rubber yellow stripes, won't degrade

Dual bottom channels for drainage  
- protects wire, hose, or pipe


End caps and hardware sold separately

Dimensions (nominal) for Premium Speed Bump

2" High	72"L x 12"W x 2"H, 52 lbs.
End Caps	6"L x 12"W x 2"H, 3.5 lbs.

Dimensions (nominal) for Low Profile & Standard Speed Bumps

2" High	72"L x 12"W, 40 lbs.
End Cap	7"L x 12"W, 2.25 lbs.
2.5" High	48"L x 12"W, 35 lbs.
2.5" High	72"L x 12"W, 52 lbs.
End Cap	7"L x 12"W, 3.5 lbs.



# GRIP TOP™ DELINEATOR

42" H (47.25" with handle)

Large, strong handle is easy to grip  
- quick placement and pick-up

Post diameter - 4"

Orange polyethylene

Cone bar slips over top

Recessed areas accept two bands of sheeting  
- protects retroreflective sheeting from rips and scratches


Bright orange for visibility

Flange on bottom grabs base for tight fit

Recycled rubber bases, 8, 10, 12, and 18 lbs.

Weight: 1.6 lbs.

MASH Accepted, Meets MUTCD Standards



Both Delineator Types Use The Same Bases



Perfect for Cone Bars!

# WATCHTOWER™ DELINEATOR

Watchtower handle has ergonomic, comfort grip  
- dome cap provides strength and durability  
- easy placement and pick-up

Two sizes  
- 42" (47"H with handle)  
- 28" (33.6"H with handle)

Post diameter - 4"

Recessed areas accept two bands of sheeting  
- protects retroreflective sheeting from rips and scratches

Flange on bottom grabs base for tight fit

Durable polyethylene  
- bright orange for visibility

Recycled rubber bases, 8, 10, 12, and 18 lbs.

Weight: 42"H - 1.7 lbs., 28"H - 1.25 lbs.

MASH Accepted, Meets MUTCD Standards



Great for Caution Tape



Easy Grip Handle

# WATCHTOWER™ STACKER CONE

42" tall - compact nesting design

Strong, ergonomic handle  
- speeds placement on job  
- fits two hands to make lifting with base easier  
- string caution tape through handles

Recessed area protects sheeting

Use with 10, 16, or 30 lb. recycled rubber base

Accepts same bases as our Navicade™ delineator  
- reduces your base inventory

Customize with your company name or logo

Available in orange and yellow

Dimensions: 47.5"H x 11"W

Weight: 2.25 lbs.

MASH Accepted, Meets MUTCD Standards

Made in the U.S.A.

Ergonomic handle makes placement of cones easy, even with heavy base



# PVC TRAFFIC CONES

High visibility PVC injection molded cones  
- 36" in 10 lbs. and 12 lbs. fluorescent orange  
- 28" in 7 lbs. and 10 lbs. fluorescent orange and 7 lbs. lime green  
- 18" in 3 lbs. fluorescent orange and lime green

Recycled rubber cone weights available for 28" & 36" cones  
- 5 lbs. and 7 lbs.

Fluorescent orange or lime green color is molded throughout  
- resists fading  
- provides high visibility protection

One piece design - cone is permanently molded to black base  
- won't separate when hit by a vehicle  
- rubber base designed to grip the road

36" & 28" cones have hand-grip at top

Durable and reboundable

Stable on the road, won't be blown over

Stackable for storage, no sticking when removed

36" & 28" cones have recessed areas that accept high intensity white collars  
- 3M™ collars have excellent wide angle retroreflectivity

Stenciling available

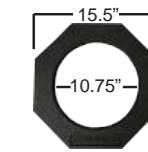
MASH Accepted, Meets MUTCD Standards



18" Cone

28" Cone

36" Cone



Cone Weights Available  
5 lbs. and 7 lbs.



18" Cone

28" Cone

# TELESCOPING CONE BARS

Two sizes

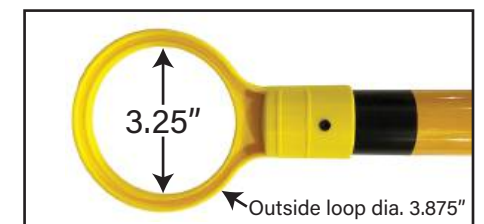
◦ Expands from 4' to 7'  
available in reflective orange on white or yellow on black

◦ Expands 5.5' to 10' in reflective orange on white

Quick installation to provide high visibility barrier

Portable, versatile, and lightweight

7' - 2 lbs., 10' - 5 lbs.




# CROWDCADE™ Crowd Control Barricade

**6' durable plastic barricade with strong plastic legs and rubber feet**

- Sturdy, and durable - thick, double wall panel
- Feet won't break off from panel
  - stable, recycled rubber feet, securely attached to panel
- Easy stacking, no tangling of feet
  - feet rotate flat for stacking
  - molded-in lugs keep units from sliding when stacked
- Tamper resistant linking bracket
  - prevent in-line barricades from being pulled apart
- Linking bracket accommodates various configurations
  - units pivot on bracket and adjust to uneven ground
- Holes for bolting on signs (one side)
- Panels on both sides for retroreflective sheeting
- Available in orange and white
  - custom colors with minimum order quantity
- Dimensions: 74" x 39.5"
- Connected Length: 6'
- Weight: 32 lbs.



Panels on both sides for sheeting



Holes for sign to be affixed



connected unlocked



connected locked



feet rotate for stacking



Connected length is 6 feet for each barricade

# OMNI™ A-FRAME BARRICADE

- Versatile, accepts many types of boards
- Plasticade® I-Beam boards
  - Plasticade® 1" x 8" boards (Type III boards)
  - other plastic boards (I-Beams, thin rails, panels)
  - wood boards

20% heavier than Plasticade® A-Frame  
- solid wall design

Customize nameplate with your name or logo

Stacking lugs  
- make transportation and storage easy

Flashing light mounting receptacle on leg

Use with one board or two

Sold in sets or as component parts

Leg Dimensions: 40"H x 28.6"W

Weight: 6 lbs.



I-Beam Boards have a unique design that adds to the rigidity of the unit. The recessed area for sheeting helps to protect the sheeting from damage. Available in 6', 8', & 10' lengths.



1" x 8" Boards are a hollow core extruded design. Internal walls provide lightweight strength and durability. Available in 6', 8', 10', & 12' lengths.

# Crosscade™ Pedestrian Crossing Signs

Impact resistant plastic panel and recycled rubber base

Press fit base, push panel down into base, using foot ledge for a tight fit

White 12"W vertical panel comes in two heights - 24" H or 36"H

28 lb. and 43 lb. recycled rubber bases

Hole for attaching a barricade light (D Cell & 6 Volt) - ledge holds light upright

Molded in handles, both panel and base - ergonomic, easy to use with gloves on

Stacking lugs on panels - keeps stacked panels from sliding

Signs are applied directly to panel face - no bolts needed

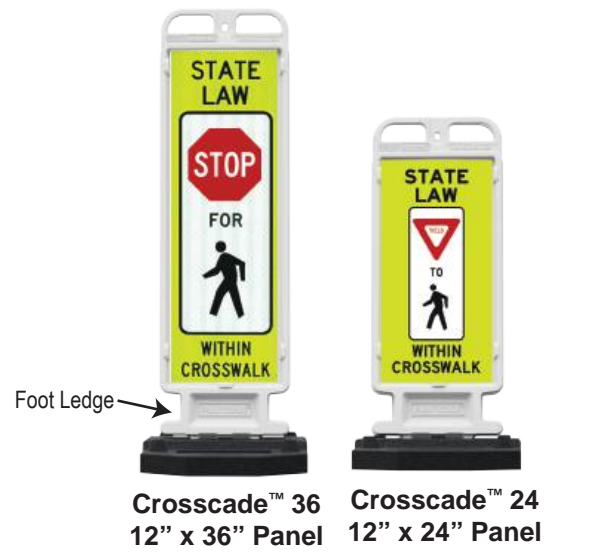
Meets MUTCD Standards for pedestrian barricades

Crosscade 24: 38.42"H x 14.3"W x 2"D, 5.5 lbs.

Crosscade 36: 50.42"H x 14.3"W x 2"D, 8 lbs.

Made in the U.S.A.


Recycled Rubber Base  
28 or 43 Lbs.  
27.59"L x 14.3"W



Signs are Diamond Grade fluorescent yellow/green. High Intensity Prismatic white and red.



# Gemstone™ Valet & Parking Lot Signs



Reflective signs, 36" H x 8" W, applied to black Gemstone™ Vertical Panel - double sided - engineer grade reflective signs - recessed sign surface, reduces damage to signs

Oversized handle with comfort grip - easily pick up sign with base attached

Designed to withstand repeated impacts from vehicles - Gemstone™ sidewall provides strength & durability

Recycled rubber base slides down over sign panel - two sizes, 9 lbs. and 20 lbs.

Stackable with or without rubber base

Space saving design

Dimensions: 44.5" H x 14.75" W without base

Made in the U.S.A.

# SAFETY SIGNAGE

**Barricades**  
Hold signs 24"W x 12"H on top panel  
4 Types: Plasticade®, Fibercade™, Econocade™, Combocade™

**Squarecade™ 45**  
Holds signs 24"W x 24"H  
Dimensions: 45"H x 25"W 18 lbs.

**Squarecade™ 36**  
Holds signs 24"W x 24"H  
Dimensions: 36"H x 25"W 17 lbs.

**Narrowcade®**  
Holds signs 12"W x 24"H  
Dimensions: 45"H x 13"W 11 lbs.

**Minicade®**  
Holds signs 12"W x 24"H  
Dimensions: 36"H x 13"W 10 lbs.

**Signicade®**  
Holds signs 24"W x 36"H  
Dimensions: 45"H x 25"W 18 lbs.

Sturdy all plastic sign stands

Six A-frame styles

- can be ballasted internally with dry sand

Three colors, white, yellow, and orange

Vinyl signs are applied directly to the sign surface - flame treating of surface is required

Plasticade can apply your choice of sign or striped sheeting - over 100 standard designs

Made in the USA

**MESSAGE BOARD KIT**  
Show different messages daily  
Corrugated plastic board comes with tracks permanently attached  
2 boards per kit  
Letter set contains over 300 letters and numbers plus "Sale" and "Special" headers  
Indexed box for letter storage included in kit

# WIND SIGNS

Display two signs per unit

Springs connect the frame to the base allowing sign to resist strong winds and return to an upright position

Sand fillable plastic base with factory installed wheels.

Tool free assembly

**Snap Frame**

- Perfect for paper or thin gauge signs

- Satin aluminum frame, clear PVC protective sign cover

**Quick-Change™ Frame**

- Slide in a rigid sign



Sign	Wind Sign II w/ Snap Frame	Wind Sign II w/ Quick-Change™	Wind Sign Deluxe w/ Snap Frame	Wind Sign Deluxe w/ Quick-Change™
Dimensions (Frame Only)	26"W x 38"H	26"W x 42.9"H	30"W x 46"H	30"W x 51"H
Dimensions (Base Only)	29.5"W x 6.25"H x 24"D	29.5"W x 6.25"H x 24"D	29.5"W x 6.25"H x 24"D	29.5"W x 6.25"H x 24"D
Dimensions Assembled	29.5"W x 40.5"H	29.5"W x 50.5"H	30"W x 54.5"H	30"W x 58.5"H
Blank Size	24" x 36"	24" x 36"	28" x 44"	28" x 44"
Colors	Satin Silver Frame/Gray Base	Gray	Satin Silver Frame/Gray Base	Gray
Total Weight Assembled	30 lbs.	26 lbs.	34 lbs.	31 lbs.
Weight (Base Only)	10 lbs.	10 lbs.	10 lbs.	10 lbs.
Sign Substrate Weight	Max. of 5 lbs./side	Max. of 5 lbs./side	Max. of 5 lbs./side	Max. of 5 lbs./side

