

STOP/SLOW PADDLES & SIGNS

Two Types of Paddles

① Screw On Type

Paddle screws on and off to change between handle & telescoping pole

- Aluminum handle is 10"L
 - rubber comfort grip
- Two sided sign, STOP/SLOW
 - 18" sign available in ABS or corrugated plastic sheet
 - three grades of retroreflective sheeting
- Optional screw on telescoping pole, fiberglass
 - expands to over 84"L
 - strong, durable ABS clamp, push clamp lock to hold pole at desired height
 - rubber comfort grip handle
 - 6" long handle fits large hands
 - rounded plastic tip at pole bottom, makes paddle turn easy
 - non-conductive and lightweight
- Meets MUTCD Standards

② Bolt Mounted Type

Paddle is mounted directly to handle or telescoping pole with included bolts

- 8"L Handle or Telescoping Pole
 - fiberglass, lightweight, and non-conductive
 - 4" PVC black handle
- Two sided sign, STOP/SLOW or STOP/STOP
 - 18" and 24" available in ABS
 - three grades of retroreflective sheeting
 - easy to change or replace sign paddle
- Telescoping pole
 - expands to over 84"L
 - pull sign up to expand pole then screw tight to lock pole at desired height
 - rubber end cap at pole bottom
- Meets MUTCD Standards

PLASTICADE®

Plasticade.com

18" Signs
on ABS or
Corrugated Plastic Sheet



Screw On
Handle



Pole Height
Adjustment Mechanism

Screw On
Telescoping Pole



18" or 24" Signs
on ABS



Bolt Mounted
Handle

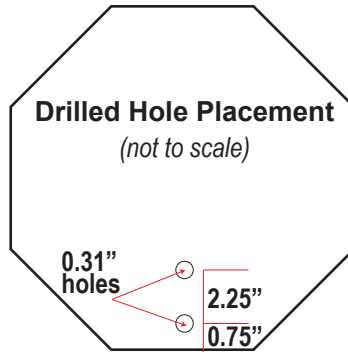


Pole Height
Adjustment Mechanism

Bolt Mounted
Telescoping Pole




STOP/SLOW Signs Only



Sign Specs


Sign Material	6 mm corrugated plastic sheet 3 mm ABS
Sign Dimensions	18" x 18" octagon 24" x 24" octagon
Retroreflective sheeting	Engineer Grade High Intensity Prismatic Type IX - High Performance

Screw On Type Specs



Sign is attached with rivets through a strong ABS clamp. Clamp receives the screw on handle or telescoping pole.

To replace the sign, rivets need to be drilled out and replaced with machine screws to attach a new sign.



Bolt Mounted Type Specs



Sign is attached with provided 1/4 X 1 1/4 machine screws and lock nuts



Distributed by:

PLASTICADE®

100 Howard Avenue
Des Plaines, IL 60018
phone (800) 772-0355
info@plasticade.com

Plasticade.com