

Simpo® Square 24

PLASTICADE®

Simpo® Square 20



24" x 24"
Signs


20" x 20"
Signs



- Two sizes
 - Simpo Square 24 holds two signs 24"W x 24"H (60.96 cm x 60.96 cm)
 - Simpo Square 20 holds two signs 20"W x 20"H (50.8 cm x 50.8 cm)
- Change signs in seconds
 - Quick-Change™ feature, signs slide in and out
 - no tape, hook and loop fastener, or screws needed
 - use rigid sign material 3/16" (4.78 mm) thick or less
- No maintenance, all plastic, use indoors and out
- Grabber Hinges hold a Sign Rider
 - keep frame from opening too far
- Stabilizing Brace prevents accidental spreading or closing of sign panels
- Textured feet
 - help to secure frame on smooth surfaces
 - dig into soft ground or gravel
- Stay Tabs™ ensure signs stay securely in place
- Stacking lugs keep stacked units from sliding
- Can internally weight with up to 6 lbs. (2.7 kg) of dry sand
- Available in white and black, custom colors available with min. order qty.
- Made in the USA



Patented slot design
- just slide in a sign



Grabber Hinges grip Top Rider, quickly holding it in place

Stay Tabs™ keep signs securely in place

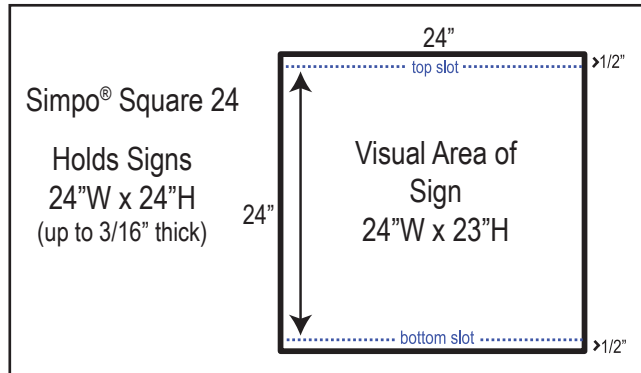
Simpo® Square 24

Outside Dimensions: 26"W x 32.3"H x 2"D (66.04 cm x 82.04 cm x 5.08 cm)

Weight: 7 lbs. (3.18 kg)

Colors: White and Black, Custom Colors Available

Use rigid sign blanks up to 3/16" (4.78 mm) thick, including corrugated sheet (4 mm), foam board, and aluminum.



Scan For Video Instructions

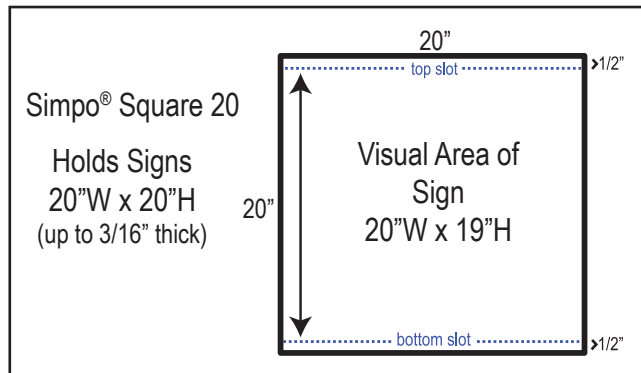
Simpo® Square 20

Outside Dimensions: 22"W x 26.4"H x 2"D (55.88 cm x 67.06 cm x 5.08 cm)

Weight: 5.5 lbs. (2.49 kg)

Colors: White and Black, Custom Colors Available

Use rigid sign blanks up to 3/16" (4.78 mm) thick, including corrugated sheet (4 mm), foam board, and aluminum.



Scan For Video Instructions

MADE IN THE USA

U.S. Patent
#7,337,569

PLASTICADE®

100 Howard Avenue
Des Plaines, IL 60018
phone (800) 772-0355
info@plasticade.com
Plasticade.com



Sign Rider Instructions:

Stand the sign frame on the ground, spreading open the sign faces only half way. Place the Sign Rider in the hinge openings between the sign faces. Now, move the sign faces apart until fully extended. The hinges will "grab" the Sign Rider.



Sand Fill Hole

Sand Ballasting Instructions

Each sign frame has two fill holes, one on each half of the frame.

Remove plug from fill hole and fill each hole with dry sand. 3 lbs. of sand per hole for a total of 6 lbs. (2.7 kg) per sign frame is recommended.