

SIGN FRAMES



Portable frames for advertising, promotion, and wayfinding signage

Increase your visibility.



A-Frames



The Billboard™	Signicade®	Signicade® Deluxe	Signicade® MDX	SimpoSign® II	SimpoSquare™ 24	SimpoSquare™ 20	QuikSign®
36" x 48" w/rider 38.5" x 10" or larger & Side Signs	24" x 36"	24" x 36"	18" x 24"	22" x 28" holds a rider	24" x 24" holds a rider	20" x 20" holds a rider	24" x 18" holds a rider
Colors:	Colors:	Colors:	Colors:	Colors:	Colors:	Colors:	Colors:

A-Frames/Barricades

Wind Signs



Narrowcade®	Minicade®	Squarecade™ 45	Squarecade™ 36	Wind Sign Deluxe Quick-Change™ Frames	Wind Sign II Quick-Change™ Frames	Wind Sign Deluxe Aluminum Snap Frames	Wind Sign II Aluminum Snap Frames
12" x 24"	12" x 24"	24" x 24"	24" x 24"	28" x 44"	24" x 36"	28" x 44"	24" x 36"
Colors:	Colors:	Colors:	Colors:	Colors:	Colors:	Colors:	Colors:

Yard Signs

Parking Lot Sign Stands

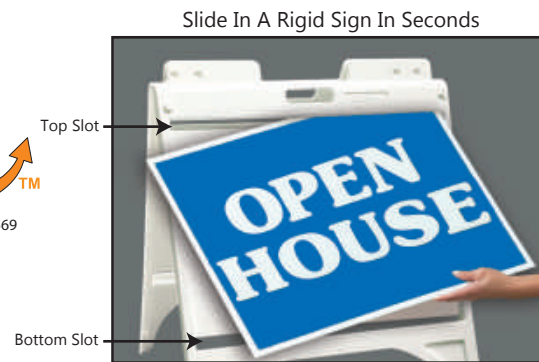


T-cade™	Realicade®	Gemstone™ Valet & Parking Lot Sign	Rock-It™ 18	Rock-It™ 24	Roll-A-Post™ 18	Roll-A-Post™ 24	30 lb. Rubber Base & Post	60 lb. Rubber Base & Post
Various	24" x 18" w/rider 24" x 6"	8" x 36"	base: 18" x 19.5" x 12.8" post: 60"	base: 24" x 25.5" x 12.8" post: 60"H & 72"H	base: 18" x 12" post: 60"	base: 24" x 16.5" post: 60" & 72"	base: 18.5" x 18.5" post: 60"	base: 18.5" x 18.5" post: 60" & 72"
Colors:	Colors:	Colors:	Post Colors: Base Colors:	Post Colors: Base Colors:	Post Colors: Base Colors:	Post Colors: Base Colors:	Post Colors: Base Colors:	Post Colors: Base Colors:

Sign Frame Features

Sign Frame	Model Series #	Sign Size	Weight	Quick-Change™ Rigid Sign	Can Apply Vinyl Sign	Stay Tabs	Holds Sign Rider	Stabilizing Brace	Wheels	Fill With Dry Sand*	Colors
The Billboard™	198	36" x 48"	45 lbs.	✓		✓	✓		✓	10 lbs.	
Signicade®	130	24" x 36"	18 lbs.		✓					10 lbs.	
Signicade® Deluxe	140	24" x 36"	20 lbs.	✓		✓				10 lbs.	
Signicade® MDX	141	18" x 24"	8 lbs.	✓		✓				4 lbs.	
SimpoSign® II	1225	22" x 28"	10 lbs.	✓		✓	✓	✓		6 lbs.	
SimpoSquare™ 24	1240	24" x 24"	7 lbs.	✓		✓	✓			6 lbs.	
SimpoSquare™ 20	1245	20" x 20"	5.5 lbs.	✓		✓	✓			6 lbs.	
Quik Sign®	1201	24" x 18"	7.5 lbs.	✓			✓	✓		X	
Narrowcade®	150	12" x 24"	11 lbs.		✓					10 lbs.	
Minicade®	155	12" x 24"	10 lbs.		✓					10 lbs.	
Squarecade™ 45	145	24" x 24"	18 lbs.		✓					10 lbs.	
Squarecade™ 36	136	24" x 24"	17 lbs.		✓					10 lbs.	
Wind Sign Deluxe Quick-Change	1833	28" x 44"	41 lbs.	✓		✓			✓	115 lbs.	
Wind Sign II Quick-Change	1822	24" x 36"	36 lbs.	✓		✓			✓	115 lbs.	
Wind Sign Deluxe Snap Frame	1877	28" x 44"	44 lbs.						✓	115 lbs.	
Wind Sign II Snap Frame	1866	24" x 36"	40 lbs.						✓	115 lbs.	
T-cade™	181	Various	3.8 lbs.							X	
Realicade®	178	24" x 18" Rider 6" x 24"	1.8 lbs.	✓		✓	✓			X	
Gemstone™ Valet & Parking Lot Signs	4100	8" x 36"	13 or 24 lbs.		✓					No - Uses 9 or 20 lb. Rubber Base	
Rock-It™ 18	RB18	up to 24" x 24"	base 9 lbs. post 5 lbs.						✓	125 lbs.	
Rock-It™ 24	RB24	up to 26" x 38"	base 14 lbs. post 5 lbs.						✓	224 lbs.	
Roll-A-Post™ 18	RAP18	up to 24" x 24"	base 7.5 lbs. post 5 lbs.						✓	80 lbs.	
Roll-A-Post™ 24	RAP24	up to 26" x 38"	base 13.4 lbs. post 5 lbs.						✓	180 lbs.	
30 lb. Rubber Base	800-RB-30	12" x 18"	base 30 lbs. post 5 lbs.						Available Option	X	
60 lb. Rubber Base	800-RB-60	up to 24" x 24"	base 60 lbs. post 5 lbs.						Available Option	X	
90 lb. Rubber Base 30 lb & 60 lb. stacked	800-RB-90	over 24" x 24"	bases 90 lbs. post 5 lbs.						Available Option	X	

*Recommended maximum fill amount



Signicade® Deluxe



HOLDS TWO
24" x 36"
SIGNS



- All plastic sign stand
- display two signs per unit.
- Quick-Change™ feature, slide in a sign in seconds.
- use rigid material 3/16" thick or less
- Stay Tabs™ ensure signs stay securely in place.
- No maintenance - all plastic, use indoors and out.
- No tape Velcro®, or screws needed eliminates fastener damage to signs.
- Can internally weight with 10 lbs. of dry sand.
- Hinges lock in open position.
- prevents over-extended sign faces
- Made in the U.S.A.



Sign	Signicade® Deluxe
Dimensions	27"W x 46.125"H
Blank Size	24" x 36"
Colors	White, Black
Weight	20 lbs.

Signicade® MDX



HOLDS TWO
18" x 24"
SIGNS



- Medium sized version of Signicade Deluxe
- Narrow footprint.
- Easy to move.
- Display two signs per unit.
- Quick-Change™ feature, slide in a sign.
- use rigid material 3/16" thick or less
- No tape Velcro®, or screws needed.
- eliminates fastener damage to signs.
- Stay Tabs™ ensure signs stay securely in place.
- Can internally weight with 4 lbs. of dry sand.
- Made in the U.S.A.



Sign	Signicade® MDX
Dimensions	20"W x 31.5"H
Blank Size	18" x 24"
Colors	White, Black
Weight	8 lbs.

Signicade®



HOLDS TWO
24" x 36"
SIGNS

- All plastic sign stand
- display two signs per unit.
- Recessed sign area helps to protect sign faces and can receive vinyl sheeting (with surface preparations), metal, or plastic sign blanks.
- Can internally weight with 10 lbs. of dry sand.
- Molded-in handle for easy portability.
- Stacking lugs keep stacked units from sliding.
- Hinges lock in open position.
- prevents over-extended sign faces
- Made in the U.S.A.



Sign	Signicade®
Dimensions	25"W x 45"H
Blank Size	24" x 36"
Colors	White, Black, Yellow, Orange, Red, Green, Blue
Weight	18 lbs.

SimpoSign® II



HOLDS TWO
22" x 28"
SIGNS



- Quick-Change™ feature, slide in a sign.
- use rigid sign material 3/16" thick or less
- Stay Tabs™ ensure sign stays securely in place.
- Grabber hinges hold a sign rider.
- keep frame from opening too far
- Textured feet help to secure frame on smooth surfaces and dig into soft ground or gravel.
- Internally ballast with up to 6 lbs. of dry sand.
- All plastic - no rust, splinter, discoloration or maintenance.
- Stabilizing Brace prevents the accidental or intentional spreading or closing of the sign faces.
- Made in the U.S.A.



Sign	SimpoSign®II
Dimensions	24.375"W x 37.25"H
Blank Size	22" x 28"
Colors	White, Black
Weight	10 lbs.

The Billboard™



HOLDS TWO
36" x 48"
SIGNS



- **Twice as big as a Signicade®**
- perfect for eye-catching outdoor advertising
- Six signs per frame.
- two 36" x 48" signs
- two side signs
- two sided top rider
- 360° MESSAGING
- Wheels for easy movement indoors and out.
- no installation necessary
- Quick-Change™ feature, slide in a sign in seconds.
- use rigid sign material 3/16" thick or less
- Durable and sturdy.
- Stay Tabs™ ensure signs stay securely in place.
- Can internally weight with 10 lbs. of dry sand.
- Made in the U.S.A.



Sign	The Billboard™
Dimensions	38.8"W x 57.9"H
Blank Size	36" x 48"
Colors	White, Black
Weight	45 lbs.

SimpoSquare™ 24 & 20



HOLDS TWO
24" x 24"
SIGNS



HOLDS TWO
20" x 20"
SIGNS

- Quick-Change™ feature, slide in a sign.
- use rigid sign material 3/16" thick or less
- Blanks quickly slide in and out and stay securely in place - no clips, bolts or added parts.
- Grabber hinges hold a sign rider.
- keep frame from opening too far
- Stay Tabs™ ensure sign stays securely in place.
- Textured feet help to secure frame on smooth surfaces and dig into soft ground or gravel.
- Internally ballast with up to 6 lbs. of dry sand.
- Made in the U.S.A.



Sign	Simpo® Square 24	Simpo® Square 20
Dimensions	26"W x 32.3"H	22"W x 26.4"H
Blank Size	24" x 24"	20" x 20"
Colors	White, Black	White, Black
Weight	7 lbs.	5.5 lbs.

Quik Sign®



HOLDS TWO
24" x 18"
SIGNS



- Quick-Change™ feature, slide in a sign. - use rigid sign material 3/16" thick or less
- Blanks quickly slide in and out and stay securely in place - no clips, bolts or added parts.
- Molded-in stacking lugs nest into each other when units are stacked which prevents sliding.
- All plastic - no rust.
- Stabilizing Brace prevents the accidental or intentional spreading or closing of the sign faces.
- Made in the U.S.A.



Sign	Quik Sign®
Dimensions	26"W x 30.5"H
Blank Size	24" x 18"
Colors	White, Black
Weight	7.5 lbs.

Gemstone® Valet & Parking Lot Signs



HOLDS TWO
8" x 36"
SIGNS




Space Saving Design

- Available with and without vinyl reflective signs pre-applied.
 - double sided
 - engineer grade reflective signs
 - apply your own vinyl signs after surface preparation or use hook & loop fasteners or well-nuts for rigid signs
- Recessed sign surface, reduces damage to signs.
- Designed to withstand repeated impacts from vehicles. - Gemstone™ sidewall provides strength & durability
- Oversized handle with comfort grip. - easily pick up sign with base attached
- Recycled rubber base slides down over sign panel.
- Stackable with or without rubber base.
- Made in the U.S.A.



Sign	Gemstone™
Dimensions	14.75"W x 44.5"H
Sign Size	8" x 36"
Colors	Black, White, & Orange
Base Weights	9 & 20 lbs.



9 lb. base
14.5" x 17.5"

20 lb. base
20" x 20"

Wind Signs



HOLDS TWO
28" x 44"
SIGNS

HOLDS TWO
24" x 36"
SIGNS

WIND SIGN DELUXE
WITH QUICK-CHANGE™ FRAME



WIND SIGN II
WITH QUICK-CHANGE™ FRAME



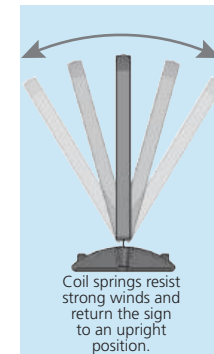
HOLDS TWO
28" x 44"
SIGNS

HOLDS TWO
24" x 36"
SIGNS

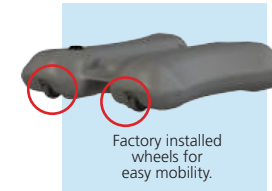
WIND SIGN DELUXE
WITH ALUMINUM
SNAP FRAME

WIND SIGN II
WITH ALUMINUM
SNAP FRAME

- Display two signs per unit.
- Quick-Change™ feature, slide in a sign
- Springs connect the frame to the base allowing sign to resist strong winds and return to an upright position.
- Sand fillable plastic base with factory installed wheels.
- Accepts rigid sign material less than 3/16" thick.
- Stay Tabs™ ensure signs stay securely in place.
- Tool free assembly.
- Available in two sizes.
- Made in the U.S.A.



Coil springs resist strong winds and return the sign to an upright position.



Factory installed wheels for easy mobility.

- Display two signs per unit.
- Springs connect the frame to the base allowing sign to resist strong winds and return to an upright position.
- Sand fillable plastic base with factory installed wheels.
- Perfect for paper or thin gauge signs.
- Satin aluminum frame, clear PVC protective sign cover.
- Tool free assembly.
- Available in two sizes.



Snap open, place graphic, snap close!

Clear cover is provided to keep poster clean. When used outdoors, weatherproof sign material should be used.

Sign	Wind Sign Deluxe w/ Quick-Change™	Wind Sign II w/ Quick-Change™	Wind Sign Deluxe w/ Snap Frame	Wind Sign II w/ Snap Frame
Dimensions (Frame Only)	30"W x 51"H	26"W x 42.9"H	30"W x 46"H	26"W x 38"H
Dimensions (Base Only)	29.5"W x 6.25"H x 24"D	29.5"W x 6.25"H x 24"D	29.5"W x 6.25"H x 24"D	29.5"W x 6.25"H x 24"D
Dimensions Assembled	30"W x 58.5"H	29.5"W x 50.5"H	30"W x 54.5"H	29.5"W x 40.5"H
Blank Size	28" x 44"	24" x 36"	28" x 44"	24" x 36"
Colors	Gray	Gray	Satin Silver Frame/Gray Base	Satin Silver Frame/Gray Base
Total Weight Assembled	31 lbs.	26 lbs.	34 lbs.	30 lbs.
Weight (Base Only)	10 lbs.	10 lbs.	10 lbs.	10 lbs.
Sign Substrate Weight	Max. of 5 lbs./side	Max. of 5 lbs./side	Max. of 5 lbs./side	Max. of 5 lbs./side

Squarecade™ 45 & 36



HOLDS TWO
24" x 24"
SIGNS



- All plastic signs, great for advertising wherever a smaller sign is needed.
- Recessed sign area helps to protect sign faces and can receive vinyl sheeting (with surface preparations), metal, or plastic sign blanks.
- Hinge locks and keeps the sign stand open.
- Can internally weight with 10 lbs. of dry sand.
- Made in the U.S.A.

Sign	Squarecade™45	Squarecade™36
Dimensions	25"W x 45"H	25"W x 36"H
Blank Size	24" x 24"	24" x 24"
Colors	White, Yellow, Orange	White, Yellow, Orange
Weight	18 lbs.	17 lbs.

Narrowcade® & Minicade®

PERFECT FOR
SMALL SPACES



HOLDS TWO
12" x 24"
SIGNS



- Small and light, these sign stands are great for school crossings, directional signs, or any narrow advertising space.
- Receives vinyl sheeting (with surface preparation), metal, or plastic sign blanks.
- Hinge locks and keeps the sign stand open.
- Can internally weight with 10 lbs. of dry sand.
- Made in the U.S.A.


Sign	Narrowcade®	Minicade®
Dimensions	13"W x 45"H	13"W x 36"H
Blank Size	12" x 24"	12" x 24"
Colors	White, Yellow, Orange	White, Yellow, Orange
Weight	11 lbs.	10 lbs.

ROLL-A-POST™



- Durable, thick walled plastic bases.
 - no rust, dents, or cracking
- Sturdy plastic wheels come pre-installed
- Withstands strong winds without tipping over when filled with sand.
- Square plastic Power Post™
 - 60"H & 72"H, white & black
 - lightweight and impact resistant, 1.75"W
 - no sign twisting
 - predrilled holes for multiple sign sizes
- Post cap and mounting hardware included.
- Fill with dry sand, water, or base gel - see instructions for amounts
- Made in the U.S.A.

Can Be Filled
With Water!

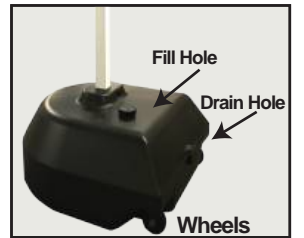


Sign	Roll-A-Post 18™	Roll-A-Post 24™
Dimensions	18"Wx12"H	24"Wx16.5"H
Sign Size	up to 24" x 24"	up to 26" x 38"
Base Colors	Black, Yellow, Red, Blue	Black & Yellow
Post Color	White & Black	White & Black
Weight	7 lbs.	10 lbs.

ROCK-IT™ SIGN STAND




- Durable, thick walled plastic bases.
- Rock it back and roll, pre-installed wheels.
 - easy to move when weighted
- Withstands strong winds without tipping over when filled with sand
- Lightweight plastic reduces shipping costs.
- Square plastic Power Post™
 - 60"H & 72"H, white & black
 - lightweight and impact resistant, 1.75"W
 - no sign twisting
 - predrilled holes for multiple sign sizes
- Post cap and mounting hardware included.
- Fill with dry sand or base gel - see instructions for amounts
- Made in the U.S.A.



Sign	Rock-It 18™	Rock-It 24™
Dimensions	18"Wx12.8"Hx19.5"L	24"Wx12.8"Hx25.5"L
Sign Size	up to 24" x 24"	up to 26" x 38"
Base Colors	Black	Black
Post Color	White & Black	White & Black
Weight	5.5 lbs.	11 lbs.

RUBBER BASE PORTABLE POST SIGN STANDS



- Durable recycled rubber bases
 - can be stacked to increase weight
 - resistant to weather, oil, salt, moisture, and UV light
 - will not warp, chip, or crack
- Optional wheels
 - make moving signs easy
 - heavy duty, non-scratch plastic wheels
- Withstands strong winds without tipping over
- Square plastic Power Post™
 - 60"H & 72"H, white & black
 - lightweight and impact resistant, 1.75"W
 - no sign twisting
 - predrilled holes for multiple sign sizes
- Post cap and mounting hardware included.
- Made in the U.S.A.



Rubber Base
Optional Wheels
comes with two double wheel
assemblies installed

Sign	30 lb. Rubber Base	60 lb. Rubber Base
Dimensions	18.5" x 18.5" x 2.8"H"	18.5" x 18.5" x 5"H"
Sign Size	12" x 18"	up to 24" x 24"
Base Colors	Black	Black
Post Color	White & Black	White & Black
Weight	30 lbs.	60 lbs.

Realicade®



HOLDS ONE 24" x 18"
TWO SIDED SIGN
AND SIGN RIDER 6" X 24"

- All plastic.
 - strong, durable, and lightweight
- No rust, no splinters, no fading, no painting.
- Easy install, transport, and carry.
 - won't catch on or tear car interior
- Print on both sides of signs.
- Slide in a sign panel, tabs hold it in place.
 - recommend using X-mas Tree Fasteners or nuts and bolts to secure sign
- Multiple mounting holes.
 - for affixing standard sign panels
- Use with a rigid sign 3/16" thick or less.
 - accepts aluminum, pvc, steel, and corrugated plastic sign panels
- Made in the U.S.A.



Sign	Realicade®
Dimensions	45.75"H x 26.75"W
Blank Size	18" x 24"
Colors	White, Black
Weight	3.8 lbs.

Message Boards



- Corrugated plastic sheet Message Board.
 - comes with tracks permanently attached
- 2 boards per kit
- Letter set contains over 300 letters and numbers
 - 4"H letters for 24" x 36" boards
 - 3"H letters for 22" x 28" boards
- SALE and SPECIAL headers
- Indexed box for letter storage included.
- Value Kit available with letters and numbers only
 - includes Economy Storage Box
- Replacement letter sets available

Message Boards	
Size	22"W x 28"H
Color	White
Uses	SimpoSign II
Size	24"W x 36"H
Color	White
Uses	Signicade, Signicade Deluxe, Wind Sign II with Quick-Change™

Marker Boards



- Two corrugated plastic sheets
 - available in white and black
- Kit includes set of 5 neon wet erase markers
 - marker colors vary depending on board color
- Markers do not rub off or wash off in the rain.
 - clean with any glass cleaner with ammonia or sponge eraser such as Mr. Clean® Magic Eraser®
- Comes with 12 screws for attaching boards to a Signicade.



Marker Boards	
Size	22"W x 28"H
Color	White, Black
Uses	Simpo Sign II
Size	24"W x 36"H
Color	White, Black
Uses	Signicade, Signicade Deluxe, Wind Sign II with Quick-Change™

T-cade™



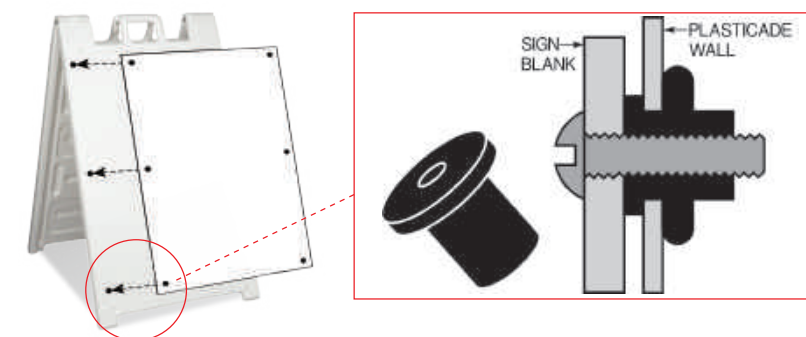
MULTIPLE MOUNTING HOLES FOR VARIOUS SIZE SIGNS

- All plastic.
 - strong, durable, and lightweight
- No rust, no splinters, no fading, no painting.
- Easy install, transport, and carry.
 - won't catch on or tear car interior
- Print on both sides of signs.
- Multiple mounting holes.
 - for affixing various size sign panels
- Use with a rigid sign.
 - use corrugated plastic or metal signs
- Made in the U.S.A.



Sign	T-cade™
Dimensions	42.5"H x 17.25"W
Blank Size	Various
Colors	Black
Weight	1.8 lbs.


Well Nuts



- Use to attach rigid signs to our sign frame products without our Quick-Change feature.
- Well-nuts make it easy to change out a sign.
- Holes are drilled and the well nut inserted.
- When a bolt is screwed through the sign and into the well nut, the well nut expands like a molly in drywall, creating a permanent receptacle for the bolt.
- Available in packs of 20, 20 well nuts with 20 screws

Crowdcade™ & Crowdcade™ Deluxe

Interconnecting Crowd Control Barricades That Hold Signs



Crowdcade Deluxe: 7' L

Uses Quick-Change® Feature to Hold Signs

- Sturdy and extra durable.
 - feels as solid as steel, but won't rust
 - 50% thicker double wall panel, prevents warping or bending
- Superior stability, stands up to large crowds.
 - steel legs are integrated with barricade panel, no tip over
- Anti-trip, flat steel feet are securely welded to steel legs.
 - powder coated finish
- Feet rotate and lock for compact stacking.
 - molded-in lugs keep units from sliding when stacked
- Double locking hooks accommodate various configurations.
 - units pivot on hooks and adjust to uneven ground
- Unique Quick-Change™ system makes it easy to insert signs.
 - two signs 29.5" x 26"
 - signs held in by stay tabs™ on both sides of barricade
- Made in the U.S.A.



Crowdcade: 6' L

Has Holes To Bolt On A Sign

- Sturdy, and durable - thick, double wall panel..
- Easy stacking, no tangling of rubber feet.
 - feet rotate flat for stacking
 - molded-in lugs keep units from sliding when stacked
- Tamper resistant linking bracket.
 - prevents in-line barricades from being pulled apart
- Linking bracket accommodates various configurations.
 - units pivot on bracket and adjust to uneven ground
- Holes for bolting on signs (one side).
- Panels on both sides for retroreflective sheeting or sign.
- Made in the U.S.A.



Sign	Crowdcade™Deluxe	Crowdcade™
Dimensions	86.25"W x 42"H	80"W x 39.5"H
Blank Size	29.5" x 26"	24" x 18"
Colors	White & Orange	White & Orange
Weight	35 lbs.	32 lbs.

Crosscade™ 24 & 36 Vertical Panels



- Purchase with our expertly applied crosswalk signs
 - Diamond Grade Fluorescent yellow/green
- Signs are applied directly to panel face
 - no bolts needed
- Meets MUTCD Standards for pedestrian barricades



Crosscade™ 36
12" x 36" Panel



Crosscade™ 24
12" x 24" Panel

- Impact resistant plastic panel, two sided
- Press fit base, push panel down in base for tight fit
- White 12"W vertical panel comes in two heights
 - 24" H or 36"H
- 28 lb. and 43 lb. recycled rubber bases
- Molded in handles, both panel and base
- Stacking lugs on panels
 - keeps stacked panels from sliding



Recycled Rubber Base
28 or 43 Lbs.
27.59"L x 14.3"W

Sign	Crosscade™ 24	Crosscade™ 36
Dimensions	14.3"W x 38.5"H	14.3"W x 50.5"H
Blank Size	12" x 24"	12" x 36"
Colors	White	White
Weight	5.5 lbs. w/28 lb. base	8 lbs.w/28 or 43 lb. base

Distributed By:

PLASTICADE®

Increase your visibility.
100 Howard Ave.
Des Plaines, IL 60018
(800) 772-0355
Info@Plasticade.com