

# SIGN FRAMES




Portable frames for advertising, promotion, and wayfinding signage

Increase your visibility.



# A-Frames



The Billboard™	Signicade®	Signicade®Deluxe	Signicade®MDX	SimpoSign®II	SimpoSquare™24	SimpoSquare™20	QuikSign®
36" x 48" w/ rider 38.5" x 10" or larger & Side Signs	24" x 36"	24" x 36"	18" x 24"	22" x 28" holds a rider	24" x 24" holds a rider	20" x 20" holds a rider	24" x 18" holds a rider
Colors:	Colors:	Colors:	Colors:	Colors:	Colors:	Colors:	Colors:

# A-Frames/Barricades

# Wind Signs



Narrowcade®	Minicade®	Squarecade™45	Squarecade™36	Wind Sign Deluxe	Wind Sign II	Wind Sign Deluxe	Wind Sign II
12" x 24"	12" x 24"	24" x 24"	24" x 24"	28" x 44"	24" x 36"	28" x 44"	24" x 36"
Colors:	Colors:	Colors:		Quick-Change™ Frames Colors:		Aluminum Snap Frames Colors:	

# Yard Signs

# Parking Lot Signs

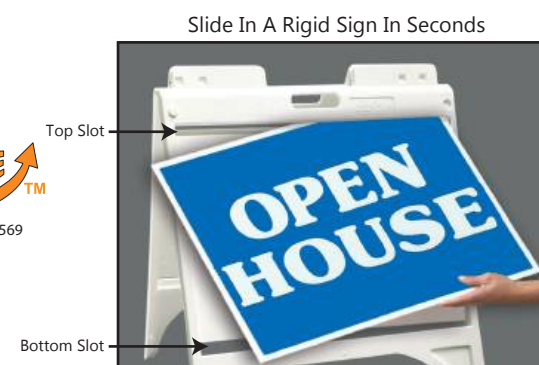


T-cade™	Realicade®	Gemstone™ Valet & Parking Lot Sign	Rock-It™ 18	Rock-It™ 24	Roll-A-Post™ 18	Roll-A-Post™ 24	30 lb. Rubber Base & Post	60 lb. Rubber Base & Post
Various	24" x 18" w/ rider 24" x 6"	8" x 36"	base: 18" x 19.5" x 12.8" post: 60"	base: 24" x 25.5" x 12.8" post: 60" H & 72" H	base: 18" x 12" post: 60"	base: 24" x 16.5" post: 60" & 72"	base: 18.5" x 18.5" post: 60"	base: 18.5" x 18.5" post: 60" & 72"
Colors:	Colors:	Colors:	Post Colors: Base Colors:	Post Colors: Base Colors:	Post Colors: Base Colors:	Post Colors: Base Colors:	Post Colors: Base Colors:	Post Colors: Base Colors:

# Sign Frame Features

Sign Frame	Model Series #	Sign Size (W x L)	Weight	Quick-Change™ Rigid Sign	Can Apply Vinyl Sign	Stay Tabs	Holds Sign Rider	Stabilizing Brace	Wheels	Fill With Dry Sand*	Colors	
The Billboard™	198	36" x 48"	45 lbs.	✓		✓	✓		✓	10 lbs.		
Signicade®	130	24" x 36"	18 lbs.		✓					10 lbs.		
Signicade® Deluxe	140	24" x 36"	20 lbs.	✓		✓				10 lbs.		
Signicade® MDX	141	18" x 24"	8 lbs.	✓		✓				4 lbs.		
SimpoSign® II	1225	22" x 28"	10 lbs.	✓		✓	✓	✓		6 lbs.		
SimpoSquare™ 24	1240	24" x 24"	7 lbs.	✓		✓	✓			6 lbs.		
SimpoSquare™ 20	1245	20" x 20"	5.5 lbs.	✓		✓	✓			6 lbs.		
Quik Sign®	1201	24" x 18"	7.5 lbs.	✓			✓	✓		X		
Narrowcade®	150	12" x 24"	11 lbs.		✓					10 lbs.		
Minicade®	155	12" x 24"	10 lbs.		✓					10 lbs.		
Squarecade™ 45	145	24" x 24"	18 lbs.		✓					10 lbs.		
Squarecade™ 36	136	24" x 24"	17 lbs.		✓					10 lbs.		
Wind Sign Deluxe Quick-Change	1833	28" x 44"	41 lbs.	✓		✓			✓	115 lbs.		
Wind Sign II Quick-Change	1822	24" x 36"	36 lbs.	✓		✓			✓	115 lbs.		
Wind Sign Deluxe Snap Frame	1877	28" x 44"	44 lbs.						✓	115 lbs.		
Wind Sign II Snap Frame	1866	24" x 36"	40 lbs.						✓	115 lbs.		
T-cade™	181	Various	3.8 lbs.							X		
Realicade®	178	24" x 18" Rider 6" x 24"	1.8 lbs.	✓		✓	✓			X		
Gemstone™ Valet & Parking Lot Signs	4100	8" x 36"	13 or 24 lbs.		✓					No - Uses 9 or 20 lb. Rubber Base		
Rock-It™ 18	RB18	up to 24" x 24"	base 9 lbs. post 5 lbs.						✓	125 lbs.		
Rock-It™ 24	RB24	up to 26" x 38"	base 14 lbs. post 5 lbs.						✓	224 lbs.		
Roll-A-Post™ 18	RAP18	up to 24" x 24"	base 7.5 lbs. post 5 lbs.						✓	80 lbs.		
Roll-A-Post™ 24	RAP24	up to 26" x 38"	base 13.4 lbs. post 5 lbs.						✓	180 lbs.		
30 lb. Rubber Base	800-RB-30	12" x 18"	base 30 lbs. post 5 lbs.							Available Option	X	
60 lb. Rubber Base	800-RB-60	up to 24" x 24"	base 60 lbs. post 5 lbs.							Available Option	X	
90 lb. Rubber Base 30 lb & 60 lb. stacked	800-RB-90	over 24" x 24"	bases 90 lbs. post 5 lbs.							Available Option	X	

\*Recommended maximum fill amount





## Signicade® Deluxe



HOLDS TWO  
24" x 36"  
SIGNS



- All plastic sign stand - display two signs per unit.
- Quick-Change™ feature, slide in a sign in seconds.
  - use rigid material 3/16" thick or less
- Stay Tabs™ ensure signs stay securely in place.
- No maintenance - all plastic, use indoors and out.
- No tape Velcro®, or screws needed eliminates fastener damage to signs.
- Can internally weight with 10 lbs. of dry sand.
- Hinges lock in open position.
  - prevents over-extended sign faces
- Made in the U.S.A.



Sign	Signicade® Deluxe
Dimensions	27"W x 46.125"H
Blank Size	24" x 36"
Colors	White, Black
Weight	20 lbs.

## Signicade® MDX



HOLDS TWO  
18" x 24"  
SIGNS



- Medium sized version of Signicade Deluxe
- Narrow footprint.
- Easy to move.
- Display two signs per unit.
- Quick-Change™ feature, slide in a sign.
  - use rigid material 3/16" thick or less
- No tape Velcro®, or screws needed.
  - eliminates fastener damage to signs.
- Stay Tabs™ ensure signs stay securely in place.
- Can internally weight with 4 lbs. of dry sand.
- Made in the U.S.A.



Sign	Signicade® MDX
Dimensions	20"W x 31.5"H
Blank Size	18" x 24"
Colors	White, Black
Weight	8 lbs.

## Signicade®



HOLDS TWO  
24" x 36"  
SIGNS

- All plastic sign stand - display two signs per unit.
- Recessed sign area helps to protect sign faces and can receive vinyl sheeting (with surface preparations), metal, or plastic sign blanks.
- Can internally weight with 10 lbs. of dry sand.
- Molded-in handle for easy portability.
- Stacking lugs keep stacked units from sliding.
- Hinges lock in open position.
  - prevents over-extended sign faces
- Made in the U.S.A.



Sign	Signicade®
Dimensions	25"W x 45"H
Blank Size	24" x 36"
Colors	White, Black, Yellow, Orange, Red, Green, Blue
Weight	18 lbs.

## SimpoSign®II



HOLDS TWO  
22" x 28"  
SIGNS



- Quick-Change™ feature, slide in a sign.
  - use rigid sign material 3/16" thick or less
- Stay Tabs™ ensure sign stays securely in place.
- Grabber hinges hold a sign rider.
  - keep frame from opening too far
- Textured feet help to secure frame on smooth surfaces and dig into soft ground or gravel.
- Internally ballast with up to 6 lbs. of dry sand.
- All plastic - no rust, splinter, discoloration or maintenance.
- Stabilizing Brace prevents the accidental or intentional spreading or closing of the sign faces.
- Made in the U.S.A.



Sign	SimpoSign®II
Dimensions	24.375"W x 37.25"H
Blank Size	22" x 28"
Colors	White, Black
Weight	10 lbs.

## The Billboard™



HOLDS TWO  
36" x 48"  
SIGNS



- **Twice as big as a Signicade®**
  - perfect for eye-catching outdoor advertising
- Six signs per frame.
  - two 36" x 48" signs
  - two side signs
  - two sided top rider
- 360° MESSAGING
- Wheels for easy movement indoors and out.
  - no installation necessary
- Quick-Change™ feature, slide in a sign in seconds.
  - use rigid sign material 3/16" thick or less
- Durable and sturdy.
- Stay Tabs™ ensure signs stay securely in place.
- Can internally weight with 10 lbs. of dry sand.
- Made in the U.S.A.



Sign	The Billboard™
Dimensions	38.8"W x 57.9"H
Blank Size	36" x 48"
Colors	White, Black
Weight	45 lbs.

Wheels

## SimpoSquare™ 24 & 20



HOLDS TWO  
24" x 24"  
SIGNS



- Quick-Change™ feature, slide in a sign.
  - use rigid sign material 3/16" thick or less
- Blanks quickly slide in and out and stay securely in place - no clips, bolts or added parts.
- Grabber hinges hold a sign rider.
  - keep frame from opening too far
- Stay Tabs™ ensure sign stays securely in place.
- Textured feet help to secure frame on smooth surfaces and dig into soft ground or gravel.
- Internally ballast with up to 6 lbs. of dry sand.
- Made in the U.S.A.



Sign	Simpo® Square 24	Simpo® Square 20
Dimensions	26"W x 32.3"H	22"W x 26.4"H
Blank Size	24" x 24"	20" x 20"
Colors	White, Black	White, Black
Weight	7 lbs.	5.5 lbs.

# Quik Sign®



HOLDS TWO 24" x 18" SIGNS



- Quick-Change™ feature, slide in a sign. - use rigid sign material 3/16" thick or less
- Blanks quickly slide in and out and stay securely in place - no clips, bolts or added parts.
- Molded-in stacking lugs nest into each other when units are stacked which prevents sliding.
- All plastic - no rust.
- Stabilizing Brace prevents the accidental or intentional spreading or closing of the sign faces.
- Made in the U.S.A.



Sign	Quik Sign®
Dimensions	26"W x 30.5"H
Blank Size	24" x 18"
Colors	White, Black
Weight	7.5 lbs.

# Gemstone® Valet & Parking Lot Signs



HOLDS TWO 8" x 36" SIGNS



## Space Saving Design

- Available with and without vinyl reflective signs pre-applied.
  - double sided
  - engineer grade reflective signs
  - apply your own vinyl signs after surface preparation or use hook & loop fasteners or well-nuts for rigid signs
- Recessed sign surface, reduces damage to signs.
- Designed to withstand repeated impacts from vehicles. - Gemstone™ sidewall provides strength & durability
- Oversized handle with comfort grip. - easily pick up sign with base attached
- Recycled rubber base slides down over sign panel.
- Stackable with or without rubber base.
- Made in the U.S.A.



Sign	Gemstone™
Dimensions	14.75"W x 44.5"H
Sign Size	8" x 36"
Colors	Black, White, & Orange
Base Weights	9 & 20 lbs.

Carry Handles

9 lb. base 14.5" x 17.5"

20 lb. base 20" x 20"

# Wind Signs



HOLDS TWO 28" x 44" SIGNS

HOLDS TWO 24" x 36" SIGNS

WIND SIGN DELUXE WITH QUICK-CHANGE™ FRAME



WIND SIGN II WITH QUICK-CHANGE™ FRAME



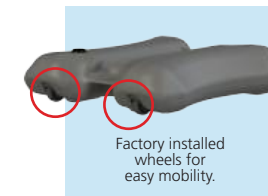
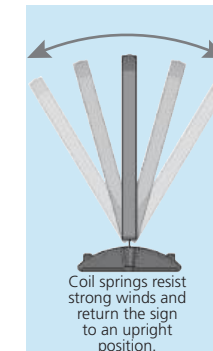
HOLDS TWO 28" x 44" SIGNS

HOLDS TWO 24" x 36" SIGNS

WIND SIGN DELUXE WITH ALUMINUM SNAP FRAME

WIND SIGN II WITH ALUMINUM SNAP FRAME

- Display two signs per unit.
- Quick-Change™ feature, slide in a sign
- Springs connect the frame to the base allowing sign to resist strong winds and return to an upright position.
- Sand fillable plastic base with factory installed wheels.
- Accepts rigid sign material less than 3/16" thick.
- Stay Tabs™ ensure signs stay securely in place.
- Tool free assembly.
- Available in two sizes.
- Made in the U.S.A.



- Display two signs per unit.
- Springs connect the frame to the base allowing sign to resist strong winds and return to an upright position.
- Sand fillable plastic base with factory installed wheels.
- Perfect for paper or thin gauge signs.
- Satin aluminum frame, clear PVC protective sign cover.
- Tool free assembly.
- Available in two sizes.



Sign	Wind Sign Deluxe w/ Quick-Change™	Wind Sign II w/ Quick-Change™	Wind Sign Deluxe w/ Snap Frame	Wind Sign II w/ Snap Frame
Dimensions (Frame Only)	30"W x 51"H	26"W x 42.9"H	30"W x 46"H	26"W x 38"H
Dimensions (Base Only)	29.5"W x 6.25"H x 24"D	29.5"W x 6.25"H x 24"D	29.5"W x 6.25"H x 24"D	29.5"W x 6.25"H x 24"D
Dimensions Assembled	30"W x 58.5"H	29.5"W x 50.5"H	30"W x 54.5"H	29.5"W x 40.5"H
Blank Size	28" x 44"	24" x 36"	28" x 44"	24" x 36"
Colors	Gray	Gray	Satin Silver Frame/Gray Base	Satin Silver Frame/Gray Base
Total Weight Assembled	31 lbs.	26 lbs.	34 lbs.	30 lbs.
Weight (Base Only)	10 lbs.	10 lbs.	10 lbs.	10 lbs.
Sign Substrate Weight	Max. of 5 lbs./side	Max. of 5 lbs./side	Max. of 5 lbs./side	Max. of 5 lbs./side



# Squarecade™ 45 & 36



HOLDS TWO  
24" x 24"  
SIGNS



- All plastic signs, great for advertising wherever a smaller sign is needed.
- Recessed sign area helps to protect sign faces and can receive vinyl sheeting (with surface preparations), metal, or plastic sign blanks.
- Hinge locks and keeps the sign stand open.
- Can internally weight with 10 lbs. of dry sand.
- Made in the U.S.A.

Sign	Squarecade™45	Squarecade™36
Dimensions	25"W x 45"H	25"W x 36"H
Blank Size	24" x 24"	24" x 24"
Colors	White, Yellow, Orange	White, Yellow, Orange
Weight	18 lbs.	17 lbs.

# Narrowcade® & Minicade®

PERFECT FOR  
SMALL SPACES



HOLDS TWO  
12" x 24"  
SIGNS



- Small and light, these sign stands are great for school crossings, directional signs, or any narrow advertising space.
- Receives vinyl sheeting (with surface preparation), metal, or plastic sign blanks.
- Hinge locks and keeps the sign stand open.
- Can internally weight with 10 lbs. of dry sand.
- Made in the U.S.A.


Sign	Narrowcade®	Minicade®
Dimensions	13"W x 45"H	13"W x 36"H
Blank Size	12" x 24"	12" x 24"
Colors	White, Yellow, Orange	White, Yellow, Orange
Weight	11 lbs.	10 lbs.

# ROLL-A-POST™



- Durable, thick walled plastic bases. - no rust, dents, or cracking
- Sturdy plastic wheels come pre-installed
- Withstands strong winds without tipping over when filled with sand.
- Square plastic Power Post™ - 60"H & 72"H, white & black - lightweight and impact resistant, 1.75"W - no sign twisting - predrilled holes for multiple sign sizes
- Post cap and mounting hardware included.
- Fill with dry sand, water, or base gel - see instructions for amounts
- Made in the U.S.A.

Can Be Filled  
With Water!

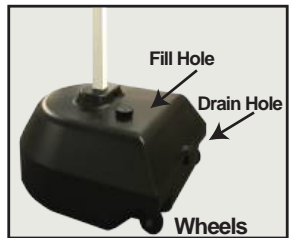


Sign	Roll-A-Post 18™	Roll-A-Post 24™
Dimensions	18"Wx12"H	24"Wx16.5"H
Sign Size	up to 24" x 24"	up to 26" x 38"
Base Colors	Black, Yellow, Red, Blue	Black & Yellow
Post Color	White & Black	White & Black
Weight	7 lbs.	10 lbs.

# ROCK-IT™ SIGN STAND



- Durable, thick walled plastic bases.
- Rock it back and roll, pre-installed wheels. - easy to move when weighted
- Withstands strong winds without tipping over when filled with sand
- Lightweight plastic reduces shipping costs.
- Square plastic Power Post™ - 60"H & 72"H, white & black - lightweight and impact resistant, 1.75"W - no sign twisting - predrilled holes for multiple sign sizes
- Post cap and mounting hardware included.
- Fill with dry sand or base gel - see instructions for amounts
- Made in the U.S.A.



Sign	Rock-It 18™	Rock-It 24™
Dimensions	18"Wx12.8"Hx19.5"L	24"Wx12.8"Hx25.5"L
Sign Size	up to 24" x 24"	up to 26" x 38"
Base Colors	Black	Black
Post Color	White & Black	White & Black
Weight	5.5 lbs.	11 lbs.

# RUBBER BASE PORTABLE POST SIGN STANDS



- Durable recycled rubber bases - can be stacked to increase weight - resistant to weather, oil, salt, moisture, and UV light - will not warp, chip, or crack
- Optional wheels - make moving signs easy - heavy duty, non-scratch plastic wheels
- Withstands strong winds without tipping over
- Post cap and mounting hardware included.
- Made in the U.S.A.

60" H & 72" H  
white & black



Rubber Base  
Optional Wheels  
comes with two double wheel  
assemblies installed

### Perforated Steel Post Option

- 63"L steel square tube post, galvanized (1.75" W)
- Recommended for 60 lb. and 90 lb. rubber bases only

Sign	30 lb. Rubber Base	60 lb. Rubber Base
Dimensions	18.5" x 18.5" x 2.8"H	18.5" x 18.5" x 5"H
Sign Size	12" x 18"	up to 24" x 24"
Base Colors	Black	Black
Post Color	White & Black	White & Black Plastic
& Type	Plastic	Galvanized Steel
Weight	30 lbs.	60 lbs.

Realicade®



HOLDS ONE 24" x 18" TWO SIDED SIGN AND SIGN RIDER 6" X 24"

- All plastic.
  - strong, durable, and lightweight
- No rust, no splinters, no fading, no painting.
- Easy install, transport, and carry.
  - won't catch on or tear car interior
- Print on both sides of signs.
- Slide in a sign panel, tabs hold it in place.
  - recommend using X-mas Tree Fasteners or nuts and bolts to secure sign
- Multiple mounting holes.
  - for affixing standard sign panels
- Use with a rigid sign 3/16" thick or less.
  - accepts aluminum, pvc, steel, and corrugated plastic sign panels
- Made in the U.S.A.



Sign	Realicade®
Dimensions	45.75" H x 26.75" W
Blank Size	18" x 24"
Colors	White, Black
Weight	3.8 lbs.

## Message Boards



- Corrugated plastic sheet Message Board.
  - comes with tracks permanently attached
- 2 boards per kit
- Letter set contains over 300 letters and numbers
  - 4"H letters for 24" x 36" boards
  - 3"H letters for 22" x 28" boards
- SALE and SPECIAL headers
- Indexed box for letter storage included.
- Value Kit available with letters and numbers only
  - includes Economy Storage Box
- Replacement letter sets available

Message Boards	
Size	22"W x 28"H
Color	White
Uses	SimpoSign II
Size	24"W x 36"H
Color	White
Uses	Signicade, Signicade Deluxe, Wind Sign II with Quick-Change™

## Marker Boards



- Two corrugated plastic sheets
  - available in white and black
- Kit includes set of 5 neon wet erase markers
  - marker colors vary depending on board color
- Markers do not rub off or wash off in the rain.
  - clean with any glass cleaner with ammonia or sponge eraser such as Mr. Clean® Magic Eraser®
- Comes with 12 screws for attaching boards to a Signicade.



Marker Boards	
Size	22"W x 28"H
Color	White, Black
Uses	Simpo Sign II
Size	24"W x 36"H
Color	White, Black
Uses	Signicade, Signicade Deluxe, Wind Sign II with Quick-Change™

T-cade™



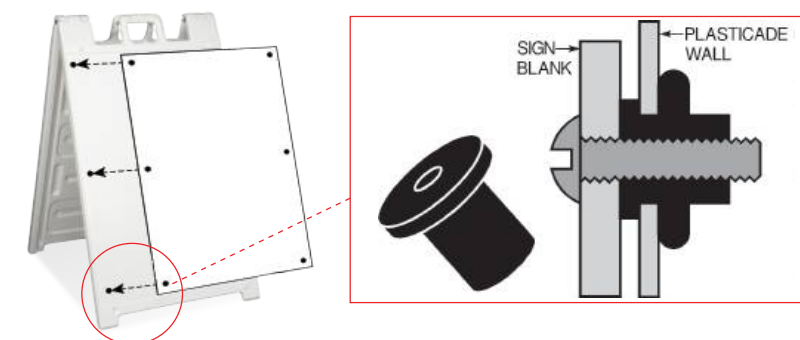
MULTIPLE MOUNTING HOLES FOR VARIOUS SIZE SIGNS

- All plastic.
  - strong, durable, and lightweight
- No rust, no splinters, no fading, no painting.
- Easy install, transport, and carry.
  - won't catch on or tear car interior
- Print on both sides of signs.
- Multiple mounting holes.
  - for affixing various size sign panels
- Use with a rigid sign.
  - use corrugated plastic or metal signs
- Made in the U.S.A.



Sign	T-cade™
Dimensions	42.5" H x 17.25" W
Blank Size	Various
Colors	Black
Weight	1.8 lbs.

## Well Nuts




- Use to attach rigid signs to our sign frame products without our Quick-Change feature.
- Well-nuts make it easy to change out a sign.
- Holes are drilled and the well nut inserted.
- When a bolt is screwed through the sign and into the well nut, the well nut expands like a molly in drywall, creating a permanent receptacle for the bolt.
- Available in packs of 20, 20 well nuts with 20 screws



# Crowdcade™ & Crowdcade™ Deluxe

Interconnecting Crowd Control Barricades That Hold Signs



Crowdcade Deluxe: 7' L

Uses Quick-Change® Feature to Hold Signs

- Sturdy and extra durable.
  - feels as solid as steel, but won't rust
  - 50% thicker double wall panel, prevents warping or bending
- Superior stability, stands up to large crowds.
  - steel legs are integrated with barricade panel, no tip over
- Anti-trip, flat steel feet are securely welded to steel legs.
  - powder coated finish
- Feet rotate and lock for compact stacking.
  - molded-in lugs keep units from sliding when stacked
- Double locking hooks accommodate various configurations.
  - units pivot on hooks and adjust to uneven ground
- Unique Quick-Change™ system makes it easy to insert signs.
  - two signs 29.5" x 26"
  - signs held in by stay tabs™ on both sides of barricade
- Made in the U.S.A.



Crowdcade: 6' L

Has Holes To Bolt On A Sign

- Sturdy, and durable - thick, double wall panel..
- Easy stacking, no tangling of rubber feet.
  - feet rotate flat for stacking
  - molded-in lugs keep units from sliding when stacked
- Tamper resistant linking bracket.
  - prevents in-line barricades from being pulled apart
- Linking bracket accommodates various configurations.
  - units pivot on bracket and adjust to uneven ground
- Holes for bolting on signs (one side).
- Panels on both sides for retroreflective sheeting or sign.
- Made in the U.S.A.



Sign	Crowdcade™Deluxe	Crowdcade™
Dimensions	86.25"W x 42"H	80"W x 39.5"H
Blank Size	29.5" x 26"	24" x 18"
Colors	White & Orange	White & Orange
Weight	35 lbs.	32 lbs.

# Crosscade™ 24 & 36 Vertical Panels



- Purchase with our expertly applied crosswalk signs
  - Diamond Grade Fluorescent yellow/green
- Signs are applied directly to panel face
  - no bolts needed
- Meets MUTCD Standards for pedestrian barricades



Crosscade™ 36  
12" x 36" Panel



Crosscade™ 24  
12" x 24" Panel

- Impact resistant plastic panel, two sided
- Press fit base, push panel down in base for tight fit
- White 12"W vertical panel comes in two heights
  - 24" H or 36"H
- 28 lb. and 43 lb. recycled rubber bases
- Molded in handles, both panel and base
- Stacking lugs on panels
  - keeps stacked panels from sliding



Recycled Rubber Base  
28 or 43 Lbs.  
27.59"L x 14.3"W

Sign	Crosscade™ 24	Crosscade™ 36
Dimensions	14.3"W x 38.5"H	14.3"W x 50.5"H
Blank Size	12" x 24"	12" x 36"
Colors	White	White
Weight	5.5 lbs. w/28 lb. base	8 lbs.w/28 or 43 lb. base

Distributed By:

**PLASTICADE®**

Increase your visibility.  
100 Howard Ave.  
Des Plaines, IL 60018  
(800) 772-0355  
Info@Plasticade.com